

NEW PRODUCT NEWSLETTER

PAULOWNIA - GEOCEL - KLAUER - FOUNDRY

Due to screen resolution limitations, product colors may not be exactly as shown

- Item # 5306201 PAULOWNIA TRIM BOARD S1S2E PRIMED 1"x4"x16'
- Item # 5306202 PAULOWNIA TRIM BOARD S1S2E PRIMED 1"x6"x16'
- Item # 5306203 PAULOWNIA TRIM BOARD S1S2E PRIMED 1"x8"x16'
- Item # 5306204 PAULOWNIA TRIM BOARD S1S2E PRIMED 1"x10"x16'
- Item # 5306205 PAULOWNIA TRIM BOARD S1S2E PRIMED 1"x12"x16'



Uses

- Doors, door and window frames
- Extension or flat jams
- Exterior & interior moldings
- Exterior & interior trim
- Furniture & cabinets
- Drawer sides/bottoms
- Veneer
- Paneling/siding
- Aircraft, bus, RV, marine truck and train construction

Benefits

- Lightweight & durable
- Highest strength-to-weight ratio
- Naturally rot, decay and insect resistant
- Resists splitting and warping
- High insulation properties
- Fire resistant and low shrinkage
- Light color, straight grain and glossy finish
- Easy to glue, stain or paint



Item #4703451 GEOCEL EXPANDING FOAM SEALANT Prod #GC43100

Geocel® Expanding Foam Sealant is a single component, moisture-cure, polyurethane foam sealant with a (H) CFC-free propellant designed to fill gaps, cracks, etc., and to stop air infiltration around door and window frames and pipe penetrations.


- Expands up to 3 times to fill large voids & holes
- Features an R-value of 4 to 5

For more information visit: <https://www.geocelusa.com/product/geocel-expanding-foam-sealant/>

Currently Stocked In Fort Wayne Only

Item # 3900305 KL 1.5IN DRIP DARK BRONZE HEMMED

2 5/8" x 1 1/2" Hemmed Drip Edge is crucial because it sheds water away from the roof edge. In addition, it flashes the natural point of separation where the roof deck, fascia and the truss meet.

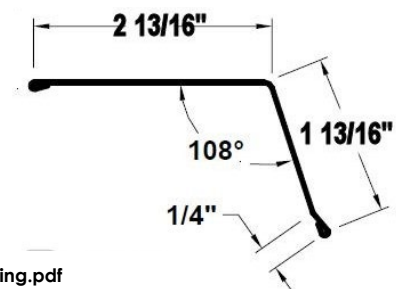


For more information visit: http://www.klauer.com/wp-content/uploads/2016/05/Residential_Products_Flashing.pdf

Currently Stocked In Fort Wayne Only

Item # 3900355 KL ALUM GUTTER APRON DARK BRONZE

Gutter apron is installed under the roofing material and overlaps into the gutter deflecting the rainwater into the gutter. Attaches easily to roof and does not allow the water to run behind the gutter which could cause moisture deterioration on fascia and building.



For more information visit: http://www.klauer.com/wp-content/uploads/2016/05/Residential_Products_Flashing.pdf

NEW PRODUCT NEWSLETTER

PAULOWNIA - GEOCEL - KLAUER - FOUNDRY

Due to screen resolution limitations, product colors may not be exactly as shown

****Currently Stocked In Fort Wayne Only****


Item # 5721000 FOUNDRY 10" STAGGERED SHAKE STONE CLAY

Item # 5721001 FOUNDRY 10" STAGGERED SHAKE SW SAGEBROOK


The most elemental and dramatic Foundry profile, the 10" (254mm) Staggered Shake showcases the longest, most profound grain lines. It's the industry's most uniquely-rugged shake siding, elevating rustic character to a new level. Rough-hewn texture, staggered butt ends, random keyways and varied widths provide rustic attractiveness. These Foundry Shakes are perfect for places like the Northwoods of Wisconsin and the Pacific Northwest, and all the way down to the South and anywhere that homeowners appreciate nature.

****Napco-matched colors only available through special order****

STONE CLAY



SAGEBROOK



For more information visit: <http://www.foundry-siding.com/products/shakes/10-staggered-shake/>